


# Amarr® Lincoln

## Value Traditional Steel Garage Doors



Long Panel design with Stockton DecraTrim in True White

**Traditional style. Exceptional value.** The Amarr Lincoln collection combines unique, yet timeless traditional designs and color options with the durability & strength of steel and conventional hardware. Along with a variety of decorative window choices, this affordable collection delivers premium style at a competitive price. The Amarr Lincoln collection. A new tradition of style and value.



Flush Panel design with Frost Mosaic window option in Charcoal Gray.


Short Panel with Prairie DecraTrim (SP21)



Flush Panel (FP)



Long Panel with Cascade DecraTrim (LP23)



Ribbed Panel (RP) with Long Panel Clear windows




Short Panel with Jardin DecraGlass (SP75)



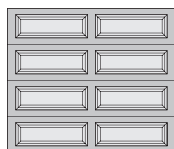
NEW

### PANEL DESIGNS


SP • SHORT PANEL



LP • LONG PANEL



FP • FLUSH PANEL



RP • RIBBED PANEL\*



\*Available in Amarr Lincoln L13138 only.

## Construction

### LI1000

#### Single-Layer: Steel


- Heavy-duty Exterior Steel
- Durable, Reliable, Low Maintenance



### LI2000

#### Double-Layer: Steel + Insulation

- Heavy-duty Exterior Steel
- Durable, Reliable, Low Maintenance
- Environmentally Safe Polystyrene Thermal Insulation with Vinyl Backing
- Energy Efficient
- Quiet Operation




### LI3138/ LI3000


#### Triple-Layer: Steel + Insulation + Steel

- Heavy-duty Exterior and Interior Steel
- Durable, Reliable, Low Maintenance
- Environmentally Safe Polystyrene Thermal Insulation
- Two Energy Efficiency Options
- Extra Quiet Operation

#### LI3138 - 1-3/8"



#### LI3000 - 2"



## Specifications

	AMARR LINCOLN LI1000	AMARR LINCOLN LI2000	AMARR LINCOLN LI3138	AMARR LINCOLN LI3000
<b>PANEL DESIGNS</b>				
Short	•	•	•	•
Long	•	•	•	•
Flush (Steel Embossment)	Stucco	Stucco	Woodgrain	Woodgrain
Ribbed				CURRENTLY UNAVAILABLE
<b>INSULATION<sup>1</sup></b>		Polystyrene	Polystyrene	Polystyrene
<b>R-VALUE<sup>2</sup></b>		6.64	6.48	9.05
<b>DOOR THICKNESS</b>	2" (5.1cm)	2" (5.1cm)	1-3/8" (3.5cm)	2" (5.1cm)
<b>STEEL THICKNESS</b>	25 ga	25 ga	27/27 ga	27/27 ga
<b>INSULATED GLASS OPTION<sup>†</sup></b>			•	•
<b>WIND LOAD<sup>3</sup> AVAILABLE</b>	•	•	•	•
<b>PAINT FINISH WARRANTY<sup>4</sup></b>	15 Years	25 Years	Lifetime	Lifetime
<b>WORKMANSHIP/HARDWARE WARRANTY<sup>4</sup></b>	1 Year	2 Years	3 Years	3 Years

<sup>1</sup> Insulation has passed self-ignition, flamespread and smoke developed index fire testing.

<sup>2</sup> Calculated door section R-value is in accordance with DASMA TDS-163.

<sup>†</sup>Price upcharge applies.

<sup>3</sup> It is your responsibility to make sure your garage door meets local building codes.


<sup>4</sup> For complete warranty details, visit [amarr.com](http://amarr.com) or contact your local Amarr dealer.

## Colors

Actual paint colors may vary from samples shown. Price upcharge applies to all colors except True White.



NEW



Woodgrain finishes are dual directional for all panel designs.



**Amarr Color Zone**  
Over 800 Sherwin-Williams paint colors; approved color list is at [amarr.com/amarr\\_color\\_zone](http://amarr.com/amarr_color_zone).

Check your local Sherwin-Williams store for paint chips.



\* Available in LI1000/LI2000 Flush Panel with Stucco texture.

Amarr doors are pre-painted; homeowners can use exterior latex paint for custom colors. Visit [amarr.com](http://amarr.com) for painting instructions. Non-factory painting of garage door voids the paint finish warranty.

## Glass Options

Insulated glass<sup>†</sup> available in Clear, Frost and Dark Tint.

#### CLEAR (C)



3/32" (0.24cm) Single Strength


#### OBSCURE (O)<sup>†</sup>



#### FROST (WF)<sup>†</sup>



#### DARK TINT (WD)<sup>†</sup>



<sup>†</sup>Price upcharge applies.

## DecraTrim Window Inserts

Window inserts shown on Clear glass; inserts also available with Obscure, Frost and Dark Tint glass.

### SHORT PANEL

#### NO INSERT



#### STOCKTON (20)



#### PRAIRIE (21)



#### CATHEDRAL (22)



#### CASCADE (23)



#### WATERFORD (25)



#### WAGON WHEEL (26)



#### SUNRAY (27)



#### FULL SUNRAY (28) Available for 16', 17' and 18' only.



#### FIVE PIECE SUNRAY (29) for 10' door (True White only)



### LONG PANEL

#### NO INSERT



#### STOCKTON (20)



#### PRAIRIE (21)



#### CATHEDRAL (22)



#### CASCADE (23)



#### MOONLITE (24)



#### WATERFORD (25)



#### WAGON WHEEL (26)



#### SUNRAY (27)



#### THAMES (30)



#### ARCHED THAMES (31)



#### FULL SUNRAY (28) Available for 15'6", 15'8", 16', 17' and 18' only.



## DecraGlass™ Windows

Tempered obscure glass with baked-on ceramic designs; design visibility varies due to lighting.

### SHORT PANEL


#### HEARTLAND (70)



#### JARDIN (75)



#### MISSION (71)



#### TRELLIS (76)



#### VICTORIAN (54)




### LONG PANEL


#### HEARTLAND (70)




#### JARDIN (75)




#### MISSION (71)



#### TRELLIS (76)



#### VICTORIAN (54)



## Mosaic Window Options



### The choice is yours.

Add visual interest to your contemporary, mid-century modern or transitional home. With Mosaic Window Options you decide the number and location of windows to create the door design you want. Visit [amarr.com/mosaic](http://amarr.com/mosaic) for design inspirations.