


 Clopay®

# CANYON RIDGE®

— garage doors —



CARRIAGE HOUSE ▪ CHEVRON ▪ LOUVER ▪ MODERN



Canyon Ridge® Carriage House 5-Layer Design 11; Shown Custom Painted with Clear Cypress Cladding, Clear Cypress Overlays and REC14 Window Design (Model CAN211CCREC14) Photography: Laurey W. Glenn



modern durability with  
the timeless look of wood



*Canyon Ridge® Louver Design 52; Shown in Walnut Finish with Louver Mahogany Cladding, Mahogany Overlays and REC13 Window Design (Model CAN252LMREC13)*

# INTELLIGENT BEAUTY

Canyon Ridge® garage doors give you the best of both worlds — the luxurious look of authentic wood and the practical functionality of steel and composite materials.

Durable, low-maintenance steel with Intellicore® polyurethane insulation ensures your home is well-protected, warm and comfortable.

The composite cladding and overlays that make up the designs are molded from actual wood pieces for a truly realistic look and feel.

Choose from a wide range of design options, color finishes, hardware and windows to suit your style.



Canyon Ridge® Carriage House 5-Layer  
Design 13; Shown in Dark Finish with Mahogany  
Cladding, Mahogany Overlays and REC13 Window  
Design (Model CAN213MMREC13)



CANYON RIDGE®

# CARRIAGE HOUSE

---

Inspired by coach houses of a bygone era, Canyon Ridge® Carriage House garage doors add character and charm to any style home — from traditional exteriors to modern farmhouses. Designed to look like genuine swing out carriage house doors, but built to suit the modern-day lifestyle with modern upward operation.

# CARRIAGE HOUSE 5-LAYER CONSTRUCTION

- 5-layer, faux-wood doors with Intellicore® polyurethane insulation. 20.4 R-value.
- Multiple door designs and window options. Many custom designs also available. See your Clopay Dealer for more information.
- Insulated glass options include clear, frosted, seeded, rain and obscure. See page 24 for specialty glass options.
- Attractive beveled edge, clip-in window grilles are removable for easy cleaning.
- Replaceable vinyl bottom weatherseal in a corrosion-resistant retainer helps seal out the elements.
- 10-ball nylon rollers for quiet operation.
- Heavy-duty 14 gauge steel hinges for long-lasting performance.
- Clopay's Safe-T-Bracket® prevents serious injury that could occur if the bottom bracket were removed with the garage door closed and under tension.
- Comes complete with spade lift handles and step plates. See page 25 for details.

Doors designs shown in Dark Finish with Clear Cypress cladding and Clear Cypress overlay. Design 01 does not have an overlay.



Design 01



Design 22



Design 34



**5**  
LAYER  
CONSTRUCTION

- 1 COMPOSITE OVERLAY
- 2 COMPOSITE CLADDING
- 3 STEEL
- 4 2" INTELLICORE® POLYURETHANE INSULATION
- 5 STEEL



**2"**  
POLYURETHANE  
INSULATION

COMPOSITE OVERLAY  
DELAMINATION  
**LIMITED  
5 YR  
WARRANTY**

R-VALUE  
**20.4**

HARDWARE  
**LIMITED  
5 YR  
WARRANTY**

Calculated door section R-value is in accordance with DASMA TDS-163.

## COLORS



\*Bronze, Charcoal, Black and White Finish available only on Mahogany cladding and overlays. Two-tone doors are available. To see all available options go to: [dis.clopay.com](http://dis.clopay.com). Doors can be ordered primed for those homeowners wishing to custom paint or stain their doors. Door stain color will vary slightly within a door due to finishing process. Due to the printing process, above colors may vary. To request a color sample, visit [www.clopaydoor.com/requestcolorsamples](http://www.clopaydoor.com/requestcolorsamples).



Color Blast® finish offers more than 1,500 Sherwin-Williams® color options to complement your home. Clopay's durable two-part paint system has been thoroughly tested and is backed by a five-year warranty.





Design 11



Design 12



Design 13



Design 21



Design 23



Design 31



Design 32



Design 33



Design 35



Design 36




Design 37



Design 38

## WINDOW/TOP SECTIONS



REC11




REC13




SQ23



ARCH3



ARCH13




ARCH1



REC14



SQ24



ARCH4



ARCH14



TOP11



TOP12



TOP13



ARCH1

Window grilles are Clear Cypress texture. Windows not available on Designs 31, 32, 33, 34, 35, 36, 37 and 38.

Standard windows available on the following widths only: 6'2", 8'0", 9'0", 10'0", 10'2", 12'0", 12'2", 13'6", 15'0", 15'2", 15'6", 15'8", 16'0", 16'2", 18'0", 18'2", 20'0", 20'2".

Impact windows available on the following widths only: 8'0", 9'0", 10'0", 12'2", 16'2", 18'2". To view additional designs, windows and top sections available, please visit [www.clopaydoor.com](http://www.clopaydoor.com).

## MATERIAL DESIGN OPTIONS

### COMPOSITE CLADDING MATERIALS



Clear Cypress (C)



Mahogany (M)



Pecky Cypress (P)

### COMPOSITE OVERLAY MATERIALS



Clear Cypress (C)



Mahogany (M)

Note: Cladding and overlay material options may be mixed and matched.

# CARRIAGE HOUSE 4-LAYER CONSTRUCTION

- 4-layer, faux-wood doors with Intellicore® polyurethane insulation. 18.4 R-value.
- Multiple door designs and window options. Many custom designs also available. See your Clopay Dealer for more information.
- Insulated glass options include clear, frosted, seeded, rain and obscure. See page 24 for specialty glass options.
- Attractive beveled edge, clip-in window grilles are removable for easy cleaning.
- Replaceable vinyl bottom weatherseal in a corrosion-resistant retainer helps seal out the elements.
- 10-ball nylon rollers for quiet operation.
- Heavy-duty 14 gauge steel hinges for long-lasting performance.
- Clopay's Safe-T-Bracket® prevents serious injury that could occur if the bottom bracket were removed with the garage door closed and under tension.
- Comes complete with spade lift handles and step plates. See page 25 for details.

All doors designs shown in Medium Finish with Clear Cypress overlay.



Design 11



Design 23



Design 35



## 4 LAYER CONSTRUCTION

- 1 COMPOSITE OVERLAY
- 2 STEEL WITH ULTRA-GRAIN® PAINT FINISH (SHOWN) OR SOLID COLOR STEEL
- 3 2" INTELLICORE® POLYURETHANE INSULATION
- 4 STEEL

STEEL PAINT SYSTEM  
**LIMITED  
LIFE  
WARRANTY**

**2"**  
POLYURETHANE  
INSULATION


COMPOSITE OVERLAY  
DELAMINATION  
**LIMITED  
5YR  
WARRANTY**

R-VALUE  
**18.4**

HARDWARE  
**LIMITED  
5YR  
WARRANTY**

Calculated door section R-value is in accordance with DASMA TDS-163.

## COLORS



\*Bronze, Charcoal, Black and White Finish available only on Mahogany overlays. Two-tone doors are available. To see all available options go to: [dis.clopay.com](http://dis.clopay.com). Steel surfaces have woodgrain texture. Doors can be ordered primed for those homeowners wishing to custom paint their doors. Note: Primed solid steel base is a brown color. Door stain color will vary slightly within a door due to finishing process. Due to the printing process, above colors may vary. To request a color sample, visit [www.clopaydoor.com/requestcolorssamples](http://www.clopaydoor.com/requestcolorssamples).



Color Blast® finish offers more than 1,500 Sherwin-Williams® color options to complement your home. Clopay's durable two-part paint system has been thoroughly tested and is backed by a five-year warranty.



Design 12



Design 13



Design 21



Design 22



Design 31



Design 32



Design 33



Design 34



Design 36




Design 37



Design 38

## WINDOW/TOP SECTIONS



REC11



REC13



SQ23




ARCH3



ARCH13



ARCH1



REC14



SQ24



ARCH4



ARCH14



TOP11



TOP12



TOP13



ARCH1

Window grilles are Clear Cypress texture. Windows not available on Designs 31, 32, 33, 34, 35, 36, 37 and 38.

Standard windows available on the following widths only: 6'2", 8'0", 9'0", 10'0", 10'2", 12'0", 12'2", 13'6", 15'0", 15'2", 15'6", 15'8", 16'0", 16'2", 18'0", 18'2", 20'0", 20'2".

Impact windows available on the following widths only: 8'0", 9'0", 10'0", 12'2", 16'2", 18'2". To view additional designs, windows and top sections available, please visit [www.clopaydoor.com](http://www.clopaydoor.com).

## MATERIAL DESIGN OPTIONS

### STEEL BASE DOOR MATERIALS



Ultra-Grain® Finish Clear Cypress or Solid Color Steel (N)

### COMPOSITE OVERLAY MATERIALS



Mahogany (M)



Clear Cypress (C)

Composite cladding is not present on Carriage House 4-Layer doors.



*Canyon Ridge® Chevron Design 12A; Shown in Slate Finish with Mahogany Cladding, Mahogany Overlays and REC13 Window Design (Model CAN212AMMREC13)*

CANYON RIDGE®

# CHEVRON


---

Charming and elegant, the exceptional style of Canyon Ridge Chevron garage doors makes an exquisite addition to any homeowner's exterior. With its unique cladding design options, it will give your home that extra charm it was longing for.


# CHEVRON 5-LAYER CONSTRUCTION

- 5-layer, faux-wood doors with Intellicore® polyurethane insulation. 20.4 R-value.
- Multiple door designs and window options. Many custom designs also available. See your Clopay Dealer for more information.
- Insulated glass options include clear, frosted, seeded, rain and obscure. See page 24 for specialty glass options.
- Attractive beveled edge, clip-in window grilles are removable for easy cleaning.
- Replaceable vinyl bottom weatherseal in a corrosion-resistant retainer helps seal out the elements.
- 10-ball nylon rollers for quiet operation.
- Heavy-duty 14 gauge steel hinges for long-lasting performance.
- Clopay's Safe-T-Bracket® prevents serious injury that could occur if the bottom bracket were removed with the garage door closed and under tension.
- Comes complete with spade lift handles and step plates. See page 25 for details.

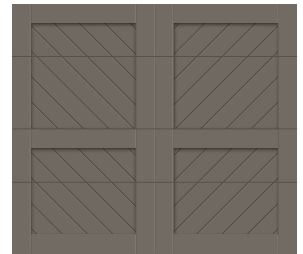
Canyon Ridge® Chevron Design 11V; Shown in Bronze Finish with Mahogany Cladding, Mahogany Overlays and REC13 Window Design (Model CAN211VMMREC13)



Design 11V



Design 31V



Design 36V



**5**  
LAYER  
CONSTRUCTION

- 1 COMPOSITE OVERLAY
- 2 COMPOSITE CLADDING
- 3 STEEL
- 4 2" INTELLICORE® POLYURETHANE INSULATION
- 5 STEEL



**2"**  
POLYURETHANE  
INSULATION


R-VALUE  
**20.4**

COMPOSITE OVERLAY  
DELAMINATION  
**LIMITED  
5 YR  
WARRANTY**

HARDWARE  
**LIMITED  
5 YR  
WARRANTY**

Calculated door section R-value is in accordance with DASMA TDS-163.


## COLORS



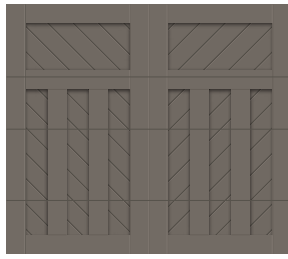
\*Bronze, Charcoal, Black and White Finish available only on Mahogany cladding and overlays. Two-tone doors are available. To see all available options go to: [dis.clopay.com](http://dis.clopay.com). Doors can be ordered primed for those homeowners wishing to custom paint or stain their doors. Door stain color will vary slightly within a door due to finishing process. Due to the printing process, above colors may vary. To request a color sample, visit [www.clopaydoor.com/requestcoloursamples](http://www.clopaydoor.com/requestcoloursamples).




Color Blast® finish offers more than 1,500 Sherwin-Williams® color options to complement your home. Clopay's durable two-part paint system has been thoroughly tested and is backed by a five-year warranty.




Design 12V



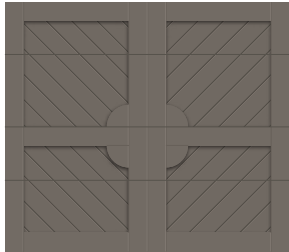
Design 13V



Design 32V




Design 33V




Design 37V




## CLADDING DESIGN OPTIONS




Option V



Option A



Option D




Option U

## WINDOW/TOP SECTIONS



REC11



REC13



SQ23



ARCH3



ARCH13



ARCH1



REC14



SQ24



ARCH4



ARCH14



TOP11



TOP12



TOP13



ARCH1

Window grilles are Mahogany texture. Windows not available on Designs 31, 32, 33, 36, 37.

Standard windows available on the following widths only: 6'2", 8'0", 9'0", 10'0", 10'2", 12'0", 12'2", 13'6", 15'0", 15'2", 15'6", 15'8", 16'0", 16'2", 18'0", 18'2", 20'0", 20'2".

Impact windows available on the following widths only: 8'0", 9'0", 10'0", 12'2", 16'2", 18'2". To view additional designs, windows and top sections available, please visit [www.clopaydoor.com](http://www.clopaydoor.com).

## MATERIAL DESIGN OPTIONS

### COMPOSITE CLADDING MATERIALS



Clear Cypress (C)



Mahogany (M)



Pecky Cypress (P)

### COMPOSITE OVERLAY MATERIALS



Clear Cypress (C)



Mahogany (M)

Note: Cladding and overlay material options may be mixed and matched.

*Canyon Ridge® Louver Design 54; Shown in  
Black Finish with Louver Mahogany Cladding  
and Mahogany Overlays (Model CAN254LM)*





CANYON RIDGE®

# LOUVER

---

Versatile and unique, the plantation shutter style Canyon Ridge Louver garage doors are a perfect complement to coastal beach homes or colonial estates. They can also be a standout piece on traditional exteriors or modern farmhouses. Whatever your style, these doors add wow factor to your home.

# LOUVER GARAGE DOORS

- Faux-wood doors with Intellcore® polyurethane insulation. 18.4–20.4 R-value.
- Multiple door designs and window options. Many custom designs also available. See your Clopay Dealer for more information.
- Insulated glass options include clear, frosted, seeded, rain and obscure. See page 24 for specialty glass options.
- Attractive beveled edge, clip-in window grilles are removable for easy cleaning.
- Replaceable vinyl bottom weatherseal in a corrosion-resistant retainer helps seal out the elements.
- 10-ball nylon rollers for quiet operation.
- Heavy-duty 14 gauge steel hinges for long-lasting performance.
- Clopay's Safe-T-Bracket® prevents serious injury that could occur if the bottom bracket were removed with the garage door closed and under tension.
- Comes complete with spade lift handles and step plates. See page 25 for details.



Design 41



Design 46



Design 54

Canyon Ridge® Louver Design 42; Shown in Black Finish with Louver Mahogany Cladding and Mahogany Overlays (Model CAN242LM)



**5**  
LAYER  
CONSTRUCTION

- 1 COMPOSITE OVERLAY
- 2 COMPOSITE CLADDING
- 3 STEEL
- 4 2" INTELLICORE® POLYURETHANE INSULATION
- 5 STEEL



**2"**  
POLYURETHANE  
INSULATION

COMPOSITE OVERLAY  
DELAMINATION  
**LIMITED  
5 YR  
WARRANTY**

R-VALUE  
**UP TO  
20.4**

HARDWARE  
**LIMITED  
5 YR  
WARRANTY**

Calculated door section R-value is in accordance with DASMA TDS-163.

## COLORS



\*Dark Finish not available as a Base Steel color on Designs 41, 42, 43, 44, 45, 46 and 47.  
†Bronze, Charcoal, Black and White Finish available only on Mahogany cladding and overlays. Two-tone doors are available.  
To see all available options go to: [dis.clopay.com](http://dis.clopay.com). Steel surfaces have woodgrain texture. Doors can be ordered primed for those homeowners wishing to custom paint or stain their doors. Note: Primed solid steel base is a brown color. Door stain color will vary slightly within a door due to finishing process. Due to the printing process, above colors may vary. To request a color sample, visit [www.clopaydoor.com/requestcolorssamples](http://www.clopaydoor.com/requestcolorssamples).



Color Blast® finish offers more than 1,500 Sherwin-Williams® color options to complement your home. Clopay's durable two-part paint system has been thoroughly tested and is backed by a five-year warranty.



Design 42



Design 43



Design 44



Design 45



Design 47



Design 51



Design 52



Design 53



Design 55



## WINDOW/TOP SECTIONS



REC11



REC13



REC14



SQ23



SQ24



TOP11

Window grilles are Mahogany texture. Windows available only on Louver Design 52.  
Standard windows available on the following widths only: 6'2", 8'0", 9'0", 10'0", 10'2", 12'0",  
12'2", 13'6", 15'0", 15'2", 15'6", 15'8", 16'0", 16'2", 18'0", 18'2", 20'0", 20'2".  
Impact windows available on the following widths only: 8'0", 9'0", 10'0", 12'2", 16'2", 18'2".




Design 52 with REC11 Windows

## MATERIAL DESIGN OPTIONS

### COMPOSITE CLADDING/BASE MATERIALS




Louver Mahogany (L)




Ultra-Grain® Finish Clear Cypress  
or Solid Color Steel (N)

### COMPOSITE OVERLAY MATERIALS



Mahogany (M)



Clear Cypress (C)

Note: Cladding and overlay material options may be mixed and matched.



*Canyon Ridge® Modern Plank Design; Shown in Dark Finish with Mahogany Cladding and 35" x 6" Windows Down Right Side (from inside garage looking out). (Model CRM2M6)*

CANYON RIDGE®

# MODERN

---

Statement-making and sophisticated, Canyon Ridge Modern garage doors combine the interesting textures of wood with key elements of contemporary architecture: clean, horizontal lines with mid-century appeal, sleek windows and metallic accents.

# MODERN GARAGE DOORS

- Plank design: Faux-wood doors with Intellicore® polyurethane insulation. 20.4 R-value.
- Metal Inlay design: Faux-wood doors with Intellicore® polyurethane insulation. 18.4 R-value.
- Full-View design: Faux-wood doors with Intellicore® polyurethane insulation. 6.3 R-value.
- Multiple window configurations available for Plank doors. See your Clopay Dealer for more information.
- Many insulated glass options available including clear, frosted, rain and obscure. See page 24 for specialty glass options.
- Replaceable vinyl bottom weatherseal in a corrosion-resistant retainer helps seal out the elements.
- 10-ball nylon rollers for quiet operation.
- Heavy-duty 14 gauge steel hinges for long-lasting performance.
- Clopay's Safe-T-Bracket® prevents serious injury that could occur if the bottom bracket were removed with the garage door closed and under tension.
- Comes complete with spade lift handles and step plates. Optional aluminum grip handles are also available. See page 25 for details.



Plank Design



3" Plank



6" Plank



**4**  
LAYER  
CONSTRUCTION

- 1 COMPOSITE OVERLAY
- 2 STEEL
- 3 2" INTELLICORE® POLYURETHANE INSULATION
- 4 STEEL



**2"**  
POLYURETHANE  
INSULATION

COMPOSITE OVERLAY  
DELAMINATION  
**LIMITED  
5 YR  
WARRANTY**

R-VALUE  
**UP TO  
20.4**

HARDWARE  
**LIMITED  
5 YR  
WARRANTY**

*Calculated door section R-value is in accordance with DASMA TDS-163. Weighted average calculations using insulated glass windows in all sections, all panels.*



Metal (Aluminum)  
Inlay Design



Full-View Design




Canyon Ridge® Modern Metal (Aluminum) Inlay Design; Shown in Walnut Finish with Mahogany Cladding (Model CRM2MAI)

## WINDOWS / PLANK CONFIGURATION OPTIONS




14" × 6"



35" × 6"

Both window sizes are available on single car and double car Plank door designs.

**Note:** Configurations are illustrated from outside garage. When ordering, window locations are identified from inside garage looking out. Please keep in mind to avoid windows ordered in incorrect location.



14" × 6"

Windows down right side



35" × 6"

Windows in all panel locations

## MATERIAL DESIGN OPTIONS

### PLANK CLADDING



Clear Cypress (C)



Mahogany (M)

### METAL (ALUMINUM) INLAY CLADDING



Clear Cypress (C)



Mahogany (M)

### FULL-VIEW OVERLAY



Clear Cypress (C)



Mahogany (M)

## COLORS




Medium Finish




Dark Finish



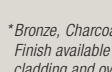
Walnut Finish



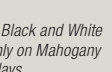
Slate Finish



Bronze Finish\*



Charcoal Finish\*



Black Finish\*



White Finish\*



Primed (No Finish)

\*Bronze, Charcoal, Black and White Finish available only on Mahogany cladding and overlays.

Doors can be ordered primed for those homeowners wishing to custom paint or stain their doors. Door stain color will vary slightly within a door due to finishing process. Due to the printing process, above colors may vary. To request a color sample, visit [www.clopaydoor.com/requestcolorsamples](http://www.clopaydoor.com/requestcolorsamples).




Color Blast® finish offers more than 1,500 Sherwin-Williams® color options to complement your home. Clopay's durable two-part paint system has been thoroughly tested and is backed by a five-year warranty.

# specialty GLASS OPTIONS

Insulated windows are available in rectangular, square and arched designs. Insulated tempered glass is standard. Insulated frosted, seeded, obscure and rain glass is also available on select door models.

*Attractive beveled edge, clip-in grilles are removable for easy cleaning.*



Clear



Frosted



Seeded\*



Obscure



Rain

*\*Seeded is not available on Canyon Ridge® Modern window options. Additional charges for optional glass apply.*



# decorative HARDWARE

## STANDARD



Spade Step Plate



Spade Lift Handles

Attractive black powder-coated grip handles and step plates are provided standard to further enhance the Canyon Ridge® design. Optional hardware, including handles, operable L-keylocks and strap hinges, is also available.

## OPTIONAL



Spear Lift Handles



Colonial Lift Handles



Spade Strap Hinge\*  
*Complements Standard Spade Lift Handles  
and Spade Step Plate*



Twisted  
"L" Handles

Escutcheon  
Plates



Spear  
Step Plate



Colonial  
Step Plate



Decorative Handles  
with Keyholes



Spear Strap Hinge\*



Colonial Strap Hinge\*



Ring Door  
Knocker



Aluminum Grip  
Handles  
*(Modern)*

\* Door may not open properly if installed near the top depending on opening dimensions and lift type. See your Clopay Dealer for more details.

Aluminum Grip Handles are available in the following colors: Clear Aluminum (Anodized), Standard White (Painted), Bronze (Painted), Bronze (Anodized), Black (Anodized) and Dark Bronze (Anodized).



Canyon Ridge® Carriage House 5-Layer Design 35;  
Shown Custom Painted with Mahogany Cladding,  
Mahogany Overlays (Model CAN235MM)



the perfect complement  
to any home

## DESIGNING YOUR DOOR

Use the information below to select the appropriate model number.

### CANYON RIDGE® CARRIAGE HOUSE 5-LAYER

Canyon Ridge Door    Insulation Thickness    Design    Cladding Material    Overlay Material    Window Design/Top Section

CAN 2 13 P C REC13

### CANYON RIDGE® CARRIAGE HOUSE 4-LAYER

Canyon Ridge Door    Insulation Thickness    Design    Cladding Material (Does Not Apply)    Overlay Material    Window Design/Top Section

CAN 2 34 N C TOP11

### CANYON RIDGE® CHEVRON

Canyon Ridge Door    Insulation Thickness    Design    Cladding Design    Cladding Material    Overlay Material    Window Design/Top Section

CAN 2 11 V M M REC14

### CANYON RIDGE® LOUVER

Canyon Ridge Door    Insulation Thickness    Design    Cladding Material    Overlay Material    Window Design/Top Section

CAN 2 52 L M SQ24

### CANYON RIDGE® MODERN

#### PLANK DESIGN

Canyon Ridge Door    Insulation Thickness    Cladding Material    Design

CRM 2 C 6

#### METAL (ALUMINUM) INLAY DESIGN

Canyon Ridge Door    Insulation Thickness    Cladding Material    Design

CRM 2 M AI

#### FULL-VIEW DESIGN

Canyon Ridge Door    Insulation Thickness    Overlay Material    Design

CRM 2 C OV

### ORDERING CODE KEY TERMS:

2 = 2" Polyurethane Insulation    L = Louver Mahogany  
P = Pecky Cypress    M = Mahogany  
C = Clear Cypress    N = No Cladding

## DESIGN CONSIDERATIONS

- Two-tone color options available. To see all available options go to: [dis.clopay.com](https://dis.clopay.com).
- Custom designs available. See your Clopay Dealer for more information. To see all standard available options go to: [dis.clopay.com](https://dis.clopay.com).
- Product complies with 2015 IECC air infiltration requirement of 0.40 cfm/ft<sup>2</sup> or less (IECC, Section C402.5.2).
- WindCode® product available to meet wind load related building code requirements. More information at: [www.clopaydoor.com/residential/windcode-residential-information](https://www.clopaydoor.com/residential/windcode-residential-information).
- Canyon Ridge® garage doors are not applicable for new construction in California areas designated as "Fire Hazard Severity Zones".

## FINISHING AND CARE

Proper care and maintenance are imperative for long-term performance and appearance of Canyon Ridge® garage doors. Periodic inspection and maintenance of the composite cladding and overlays are required. Minor expansion and contraction is normal for exterior building materials exposed to direct sunlight and is not considered a defect. Complete finishing and maintenance instructions are provided with the door and are also available from your Clopay Dealer or online at [www.clopaydoor.com](https://www.clopaydoor.com).

## ENVIRONMENTAL ASSURANCE

Clopay doors are compliant with environmental laws and regulations. Clopay doors do not contain HFCs. All Clopay doors are compliant with:

- California SB 1013
- New Jersey A-5583/S-3919 – Greenhouse Gas Bill
- Washington HB 1112 – Hydrofluorocarbon Greenhouse Gas Emissions
- Canadian regulations amending the ozone-depleting substances and halocarbon alternatives regulations



Visit [clopaydoor.com](https://clopaydoor.com) or call 1-800-2CLOPAY (225-6729) for more information on Clopay, America's Favorite Garage Doors.

Follow us on



©2023 Clopay Corporation. All rights reserved.

RSDR-CANYONRIDGEBR-20\_REV0223

imagine



DESIGN YOUR DOOR  
OPEN CAMERA  
AND POINT!